

FREUDE



DANKBARKEIT



WUT







TRAURIGKEIT




VERLEGENHEIT




FURCHT






Bastelanleitung Pflasterkarte



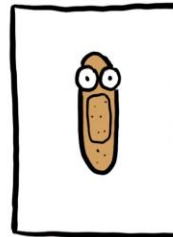
DU BRAUCHST:
> EINE LEERE KARTE IM
POSTKARTENFORMAT
> EIN PFLASTER
> FILZSTIFTE
> GGF. WACKELAUGEN



1. PFLASTER AUF
DIE KARTE KLEBEN




2. WACKELAUGEN
AUF DAS PFLASTER
KLEBEN *




* ODER
AUGEN
MALEN

3. DEM PFLASTER-
MÄNNCHEN BEINE
UND ARME MALEN



4. KARTE VERZIEREN



5. KARTE AUF DIE REISE SCHICKEN

